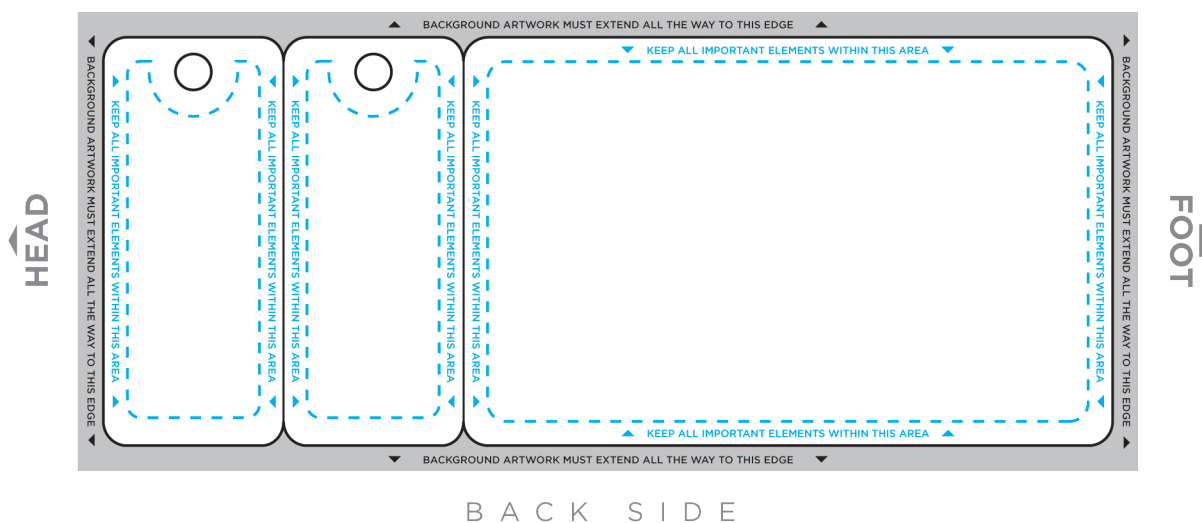
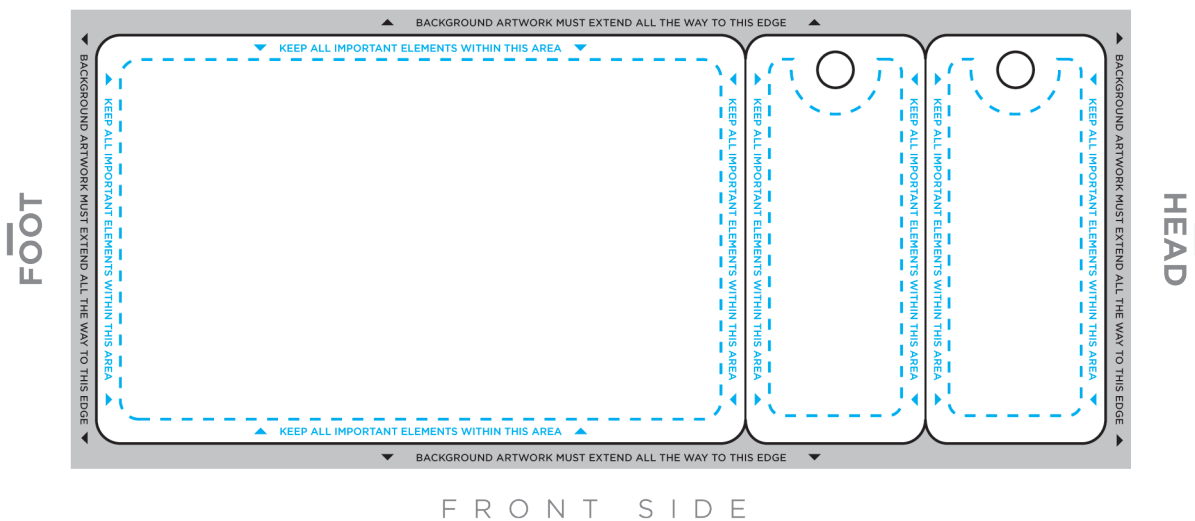


KT2 CARD TEMPLATE




(HORIZONTAL)

5.2534" x 2.125"



EXPORT CHECKLIST

1. Make sure that your artwork abides by the template guidelines above.
2. Make sure that any text that you have used is outlined.
3. Ensure that you have embedded any external images.
4. Hide the top layer (entitled "HIDE").
5. Save this document as an AI file (File>Save As>Adobe Illustrator).

-  **SAFE AREA** — Important elements (logos, text, etc.) must stay within these bounds.
-  **BLEED AREA** — Background artwork must fill this space.
-  **DIE CUT LINE** — A visual representation of where the card will be cut.